COMPANICS
Communication & Electronics LTD

כומפניקס תקשורת ואלקטרוניקה בע"מ
הבורסקאי 1 א.ת. סגולה, פ"ת | ספק מ. הביטחון: 83524121 | ח.פ: 512109968
03-9049004 / טל' | www.companics.co.il | sales@companics.co.il

Model Number 17745
KVM HDMI 4K 2X1

User Manual

KVM HDMI 4K 2X1

HDMI™
HIGH-DEFINITION MULTIMEDIA INTERFACE

Introduction

4K HDMI KVM 2/4/8 port is a 4K high-definition audio and video KVM switch. Through this product, 2/4/8 computer hosts or other signal sources can share 1 set of monitor/ printer/keyboard/mouse/U disk, etc. USB The device does not need to install driver software, has many advantages such as plug and play, convenient installation, fast response speed, etc., greatly improving work efficiency and quality, and is a good helper for your work and life!

Parameter

4K HDMI HD VIDEO KVM SWITCH	
Product number	17745
Support resolution	3840*2160/30Hz
Output line length	1-3 meters
Signal bandwidth	6.8Gb/s
Input/output port	19pin HDMI-A interface
HDMI version	HDMI1.4b
USB output port	USB-A
USB version	USB 2.0

Interface diagram

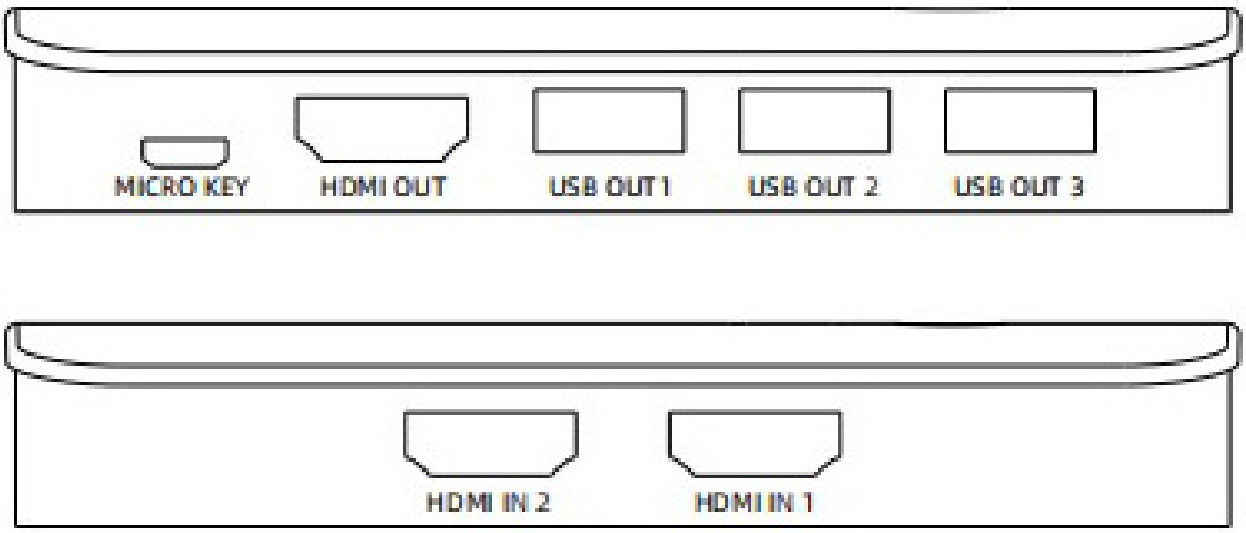

Model Number 17745

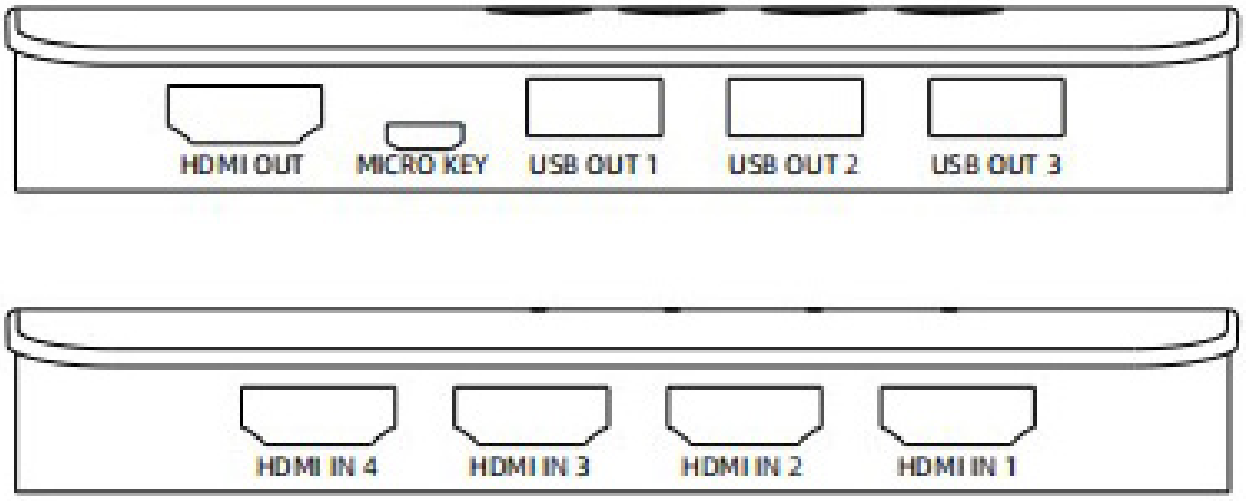

Model Number 17746





Connect to use

connection diagram



connection diagram

Use range

4K HDMI high-definition audio and video KVM switches are widely used in various fields of multimedia/advertising office/conference/learning/financial securities, such as multimedia computer presentations, video teaching, various security, public video broadcasting systems, etc.

Acessories

Product *1	Certificate of conformity*1
Manual *1	Desktop controller*1
HDMI dedicated wiring*2	

Model Number 17745

Product *1	Certificate of conformity*1
Manual *1	Desktop controller*1
HDMI dedicated wiring*4	

Model Number 17746

Product *1	Certificate of conformity*1
Manual *1	Infrared remote control*1
HDMI dedicated wiring*8	

Instructions for use and precautions

1.This product is a high-definition audio and video device with USB HUB extension function. When it is used for the first time, the computer will automatically load the USB driver. During the loading process, it is forbidden to switch the machine to prevent loading failure. The driver can be used after loading. ;

2.If you use U disk, mobile hard disk and other storage devices in the process of use, it is forbidden to switch the machine during the copy process to prevent the data from being copied;

3.For the HDMI cable used for product connection, the supporting cable must be used for signal input, and HDMI 19+1 pure copper high-quality cable is recommended for signal output video cable;

4.The product should be placed in a ventilated and cool place during storage or use, and avoid direct sunlight, high temperature and humidity.

Reminder: Please keep the manual properly in case of emergency.